

Portrait Test

Choose the most appropriate option for each question. Carefully read the instructions for each; proportions, placement, shading, and feature components are all included. There is a total of 30 minutes to complete this portion of the portrait test.

PLEASE NOTE

There is only one opportunity at each question. Proceeding to the next question will prevent going back to a previous question.

---:--- --
No Time Limit No Due Date

Backtracking disabled

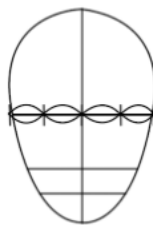
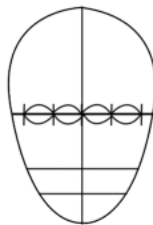
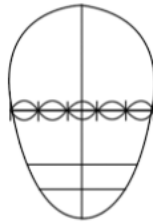


This assessment is delivered one question at a time. Viewing and going back to a previously answered question (backtracking) is not allowed. Exercise caution when navigating through this assessment.

Begin

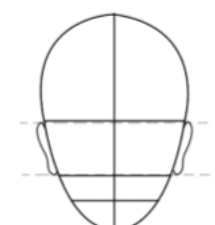
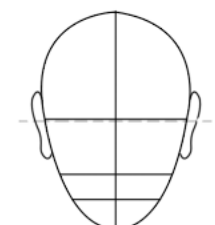
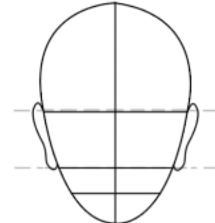
1 6 points

Choose the most appropriate proportion for human eyes.



2 6 points

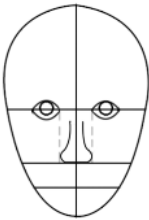
Choose the most appropriate proportion for human ears.



3

6 points

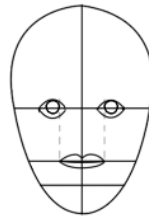
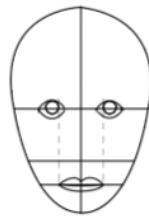
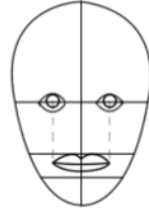
Choose the most appropriate proportion for a human nose.



4

6 points

Choose the most appropriate proportion for a human mouth.



5

6 points

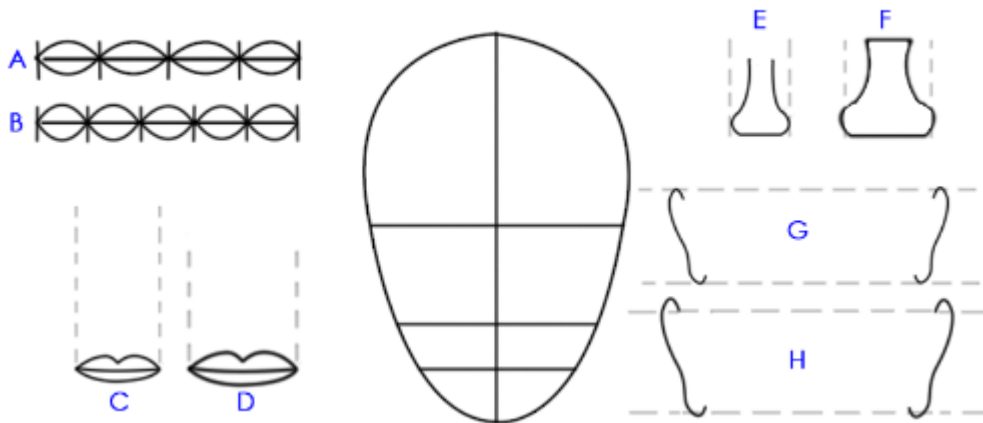
Diagram, using fill-in-the blank options, the appropriate proportions for a human face.

The appropriate proportion for the eyes is

The appropriate proportion for the mouth is

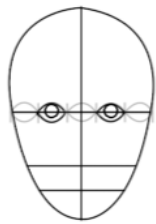
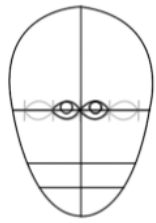
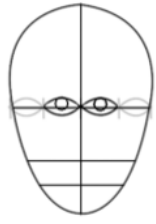
The appropriate proportion for the nose is

The appropriate proportion for the ears is



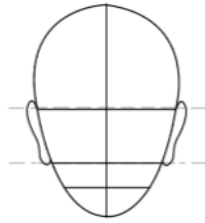
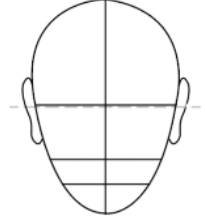
6 6 points

Choose the most appropriate placement for human eyes.



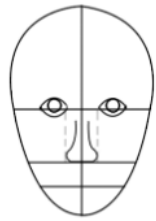
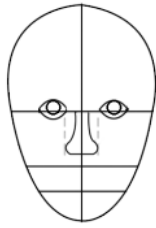
7 6 points

Choose the most appropriate placement for human ears.



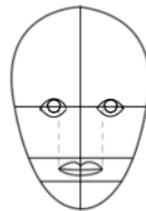
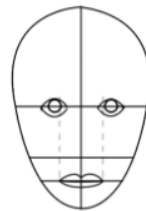
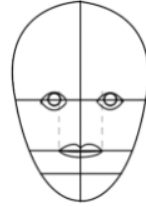
8 6 points

Choose the most appropriate placement for a human nose.



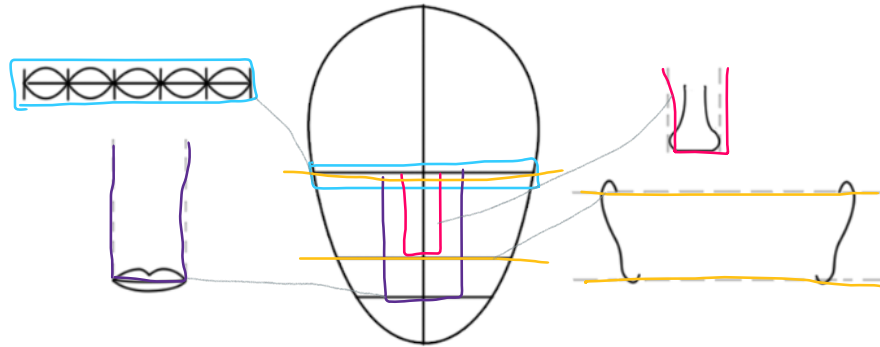
9 6 points

Choose the most appropriate placement for a human mouth.



10 6 points

Diagram the appropriate placement for each facial feature by dragging it to the appropriate location.



11 5 points

Fill in the five components of the human eye.

1. eyebrow
2. eyelid
3. eyelashes
4. pupil
5. iris



13 4 points

Fill in the four components of the human mouth.

1. muzzle
2. upper lip
3. lower lip
4. cupid's bow



12 3 points

Fill in the three components of the human Nose.

1.
2.
3.



14 3 points


Fill in the three components of human hair.

1.
2.
3.



15 5 points

Match each type of shading to the appropriate example.



- | | | | |
|---|-------|--------------------------------|---|
| <input type="text" value="Cross Hatching"/> | ————— | <input type="text" value="B"/> | ▼ |
| <input type="text" value="Blending"/> | ————— | <input type="text" value="E"/> | ▼ |
| <input type="text" value="Hatching"/> | ————— | <input type="text" value="C"/> | ▼ |
| <input type="text" value="Stippling"/> | ————— | <input type="text" value="A"/> | ▼ |
| <input type="text" value="Scribbling"/> | ————— | <input type="text" value="D"/> | ▼ |

16 100 points

Use the attached rubric to complete a human portrait in the allocated 90 minutes.

Portrait Drawing Rubric							Score
Proportion	20 to 17 pts Excellent All five facial features are appropriate	16 to 13 pts Above Average Four facial features are appropriate	12 to 9 pts Average Three facial features are appropriate	8 to 5 pts Below Average Two facial features are appropriate	4 to 1 pts Poor One facial feature is appropriate	0 pts no attempt/inappropriate no attempt/not appropriate	
Placement	20 to 17 pts Excellent All five facial features are appropriate	16 to 13 pts Above Average Four facial features are appropriate	12 to 9 pts Average Three facial features are appropriate	8 to 5 pts Below Average Two facial features are appropriate	4 to 1 pts Poor One facial feature is appropriate	0 pts no attempt/inappropriate no attempt/not appropriate	
Eyes	10 to 9 pts Excellent Well defined with great attention to detail All five components present; pupil, iris, lid, eyebrows, and eyelashes	8 to 7 pts Above Average Contains a well shaped eye At least three components; must contain pupil and iris	6 to 5 pts Average Attempt at eye with two components; must have pupil with crescent eye shape	4 to 3 pts Below Average Basic attempt; simple circle with pupil or component of the eye	2 to 1 pts Poor Simple circle or mark indicating eyes	0 pts no attempt/inappropriate no attempt/not appropriate	
Nose	10 to 9 pts Excellent Well defined with great attention to detail All three components present; bridge, tip, and nostril	8 to 7 pts Above Average Defined nose Two components are present; must have nostril	6 to 5 pts Average Attempt at nose with nostril present	4 to 3 pts Below Average Simple shape indicating nose	2 to 1 pts Poor Simple mark indicating nose	0 pts no attempt/inappropriate no attempt/not appropriate	
Mouth	10 to 9 pts Excellent Well defined with great attention to detail all four components present; upper lip, lower lip, cupid's bow, and muzzle	8 to 7 pts Above Average Defined mouth Three components present; must have upper and lower lip	6 to 5 pts Average Mouth present Must contain an identifiable upper and lower lip	4 to 3 pts Below Average Simple shape indicating mouth No identifiable component present	2 to 1 pts Poor Simple mark indicating mouth	0 pts no attempt/inappropriate no attempt/not appropriate	
Ears	10 to 9 pts Excellent Well defined ears with detail Appropriate to other features Apperience with the hair is accurate	8 to 7 pts Above Average Shape of ear is appropriate Slightly appropriate to other features May appear inappropriate to hair	6 to 5 pts Average Ear present, but not shaped appropriately Does not match the placement of hair	4 to 3 pts Below Average Line or shape present, but conflicts with hair	2 to 1 pts Poor Line/shape drawn over hair	0 pts no attempt/inappropriate no attempt/not appropriate	
Hair	10 to 9 pts Excellent Well defined hair with great attention to detail All three components present; part, shape, and texture	8 to 7 pts Above Average Defined hair Two components present; must have part and shape	6 to 5 pts Average Hair present One component present; part or shape	4 to 3 pts Below Average Not defined as hair Scribbles or general shape	2 to 1 pts Poor Simple lines to indicate hair	0 pts no attempt/inappropriate no attempt/not appropriate	
Shading	10 to 9 pts Excellent Very detailed shading showing light to dark with great attention to detail Varied method of shading; two or more techniques	8 to 7 pts Above Average Detailed shading showing light to dark some attention to detail (3 values) Varied method of shading; two or more techniques	6 to 5 pts Average Shows shading but lacks details (2 values) Varied method of shading; two techniques	4 to 3 pts Below Average Shows shading but lacks details (2 values) Varied method of shading; one technique	2 to 1 pts Poor Attempt at shading but not successful no detail	0 pts no attempt/inappropriate no attempt/not appropriate	
							Total

Part A

1. **Test type:** Criterion referenced

Purpose: Results will be analyzed for steps that have been broken down to appropriately recreate an accurate portrait. Attention to actual artistic ability is not required as long as each piece is present and appropriately represented based on instruction. Objective items will be used for comprehension of each step/piece of the total portrait. The steps must be complete appropriately to achieve the instructional objective in relation to the state standard.

Grade/age level: 6th, 7th, and 8th grade

Course: M/J Exploring Two-Dimensional Art

Unit: Portrait drawing

Limited English: Answers are image-based but a Spanish/English dictionary will be available for use as well as directions in Spanish if needed.

Disability: Specific learning disability (ADHD). Student will be given the option to move to a less distracting area of the classroom if desired and the ability to move or take a break if needed.

CCSS: VA.68.S.2.2 – Create artwork requiring sequentially ordered procedures and specified media to achieve intended results.

Instructional objectives: Student will demonstrate understanding of procedures to create a portrait of a person, using appropriate shading, proportions, placement, and facial feature components.

2. **Test Specifications:**

	Learning Levels				Total # of Items	Total Points	Weight (%)
	Knowledge	Comprehension	Analysis	Synthesis			
Content Outline	Number of Items (Format)/Points						
Objective Items (Estimated completion time: 30 minutes)							
1. Proportions							
a. Given examples, discriminate the proper eye proportion for a portrait of person with 100% accuracy.		1 mc			1	6	3%

b. Given examples, discriminate the proper nose proportion for a portrait of person with 100% accuracy.		1 mc			1	6	3%
c. Given examples, discriminate the proper mouth proportion for a portrait of person with 100% accuracy.		1 mc			1	6	3%
d. Given examples, discriminate the proper ear proportion for a portrait of person with 100% accuracy.		1 mc			1	6	3%
e. Given an example, diagram the proper proportion for a portrait of person with 100% accuracy.			1 fill		1	6	3%
2. Placement							
a. Given examples, identify the proper placement of the eyes, for a portrait of person with 100% accuracy.	1 mc				1	6	3%
b. Given examples, identify the proper placement of the nose, for a portrait of person with 100% accuracy.	1 mc				1	6	3%
c. Given examples, identify the proper placement of the mouth, for a portrait of person with 100% accuracy.	1 mc				1	6	3%
d. Given examples, identify the proper placement of the ears, for a portrait of person with 100% accuracy.	1 mc				1	6	3%
e. Given an example, diagram the proper placement of features for a portrait of person with 100% accuracy.			1 fill		1	6	3%
3. Feature components							

a. Recall the components contained within a human eye with 100% accuracy.	1 fill				1	5	2.5%
b. Recall the components contained within a human nose with 100% accuracy.	1 fill				1	3	1.5%
c. Recall the components contained within a human mouth with 100% accuracy.	1 fill				1	4	2.0%
d. Recall the components contained within human hair with 100% accuracy.	1 fill				1	3	1.5%
4. Shading							
a. Given examples, compare the 5 types of shading used in drawing, with 100% accuracy.				5 mt	5	25	12.5 %
Performance Task Item (Estimated completion time: 90 minutes)							
4. Create a portrait using appropriate proportions, placement, and shading.				1	1	100	50%
Total # of Items	8	4	2	6	20		
Total Points	39	24	12	125		200	
Weight (%)	19.5%	12.0%	6.0%	62.5%			100%